

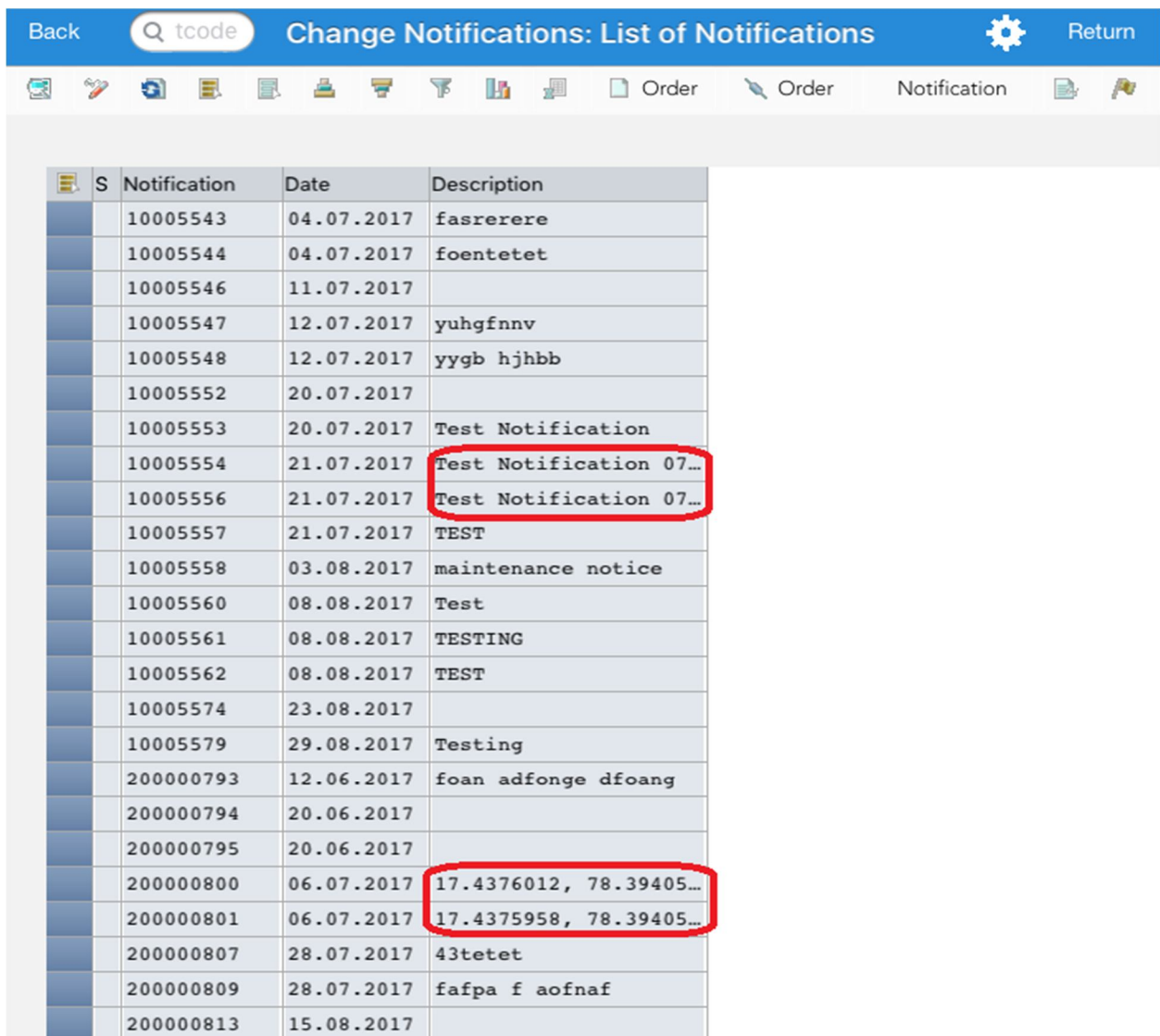
Adjusting Column Width on Liquid UI IOS

Purpose:

Liquid UI IOS allows user to adjust the column width for better view ability and to be able to read the complete data within the cells with the help of slider.

Explanation using Grid control:

Following image shows the data within the Description column on a first view as truncated. See the highlighted cells.



S	Notification	Date	Description
	10005543	04.07.2017	fasrerere
	10005544	04.07.2017	foentetet
	10005546	11.07.2017	
	10005547	12.07.2017	yuhgfnnv
	10005548	12.07.2017	yygb hjhbb
	10005552	20.07.2017	
	10005553	20.07.2017	Test Notification
	10005554	21.07.2017	Test Notification 07...
	10005556	21.07.2017	Test Notification 07...
	10005557	21.07.2017	TEST
	10005558	03.08.2017	maintenance notice
	10005560	08.08.2017	Test
	10005561	08.08.2017	TESTING
	10005562	08.08.2017	TEST
	10005574	23.08.2017	
	10005579	29.08.2017	Testing
	200000793	12.06.2017	foan adfonge dfoang
	200000794	20.06.2017	
	200000795	20.06.2017	
	200000800	06.07.2017	17.4376012, 78.39405...
	200000801	06.07.2017	17.4375958, 78.39405...
	200000807	28.07.2017	43tetet
	200000809	28.07.2017	fafpa f aofnaf
	200000813	15.08.2017	

The data within the above cells can be better viewed by adjusting the column width using a slider control as explained below.

Step 1:

Slowly position your finger on the respective column header and hold. A slider control will appear on the screen.


Back

Q tcode

Change Notifications: List of Notifications

⚙️

Return



S	Notification	Date	Description
	10005543	04.07.2017	foan adfong
	10005544	04.07.2017	foantet
	10005546	11.07.2017	
	10005547	12.07.2017	Slide finger to change width
	10005548	12.07.2017	yygo njnbb
	10005552	20.07.2017	
	10005553	20.07.2017	Test Notification
	10005554	21.07.2017	Test Notification 07...
	10005556	21.07.2017	Test Notification 07...
	10005557	21.07.2017	TEST
	10005558	03.08.2017	maintenance notice
	10005560	08.08.2017	Test
	10005561	08.08.2017	TESTING
	10005562	08.08.2017	TEST
	10005574	23.08.2017	
	10005579	29.08.2017	Testing
	200000793	12.06.2017	foan adfonge dfoang
	200000794	20.06.2017	
	200000795	20.06.2017	
	200000800	06.07.2017	17.4376012, 78.39405...
	200000801	06.07.2017	17.4375958, 78.39405...
	200000807	28.07.2017	43tetet
	200000809	28.07.2017	fafpa f aofnaf
	200000813	15.08.2017	


Step 2:























Now position your finger on the bigger arrow of the slider as highlighted and move it towards right to increase the width of the column.

Back

Q tcode

Change Notifications: List of Notifications

 Return

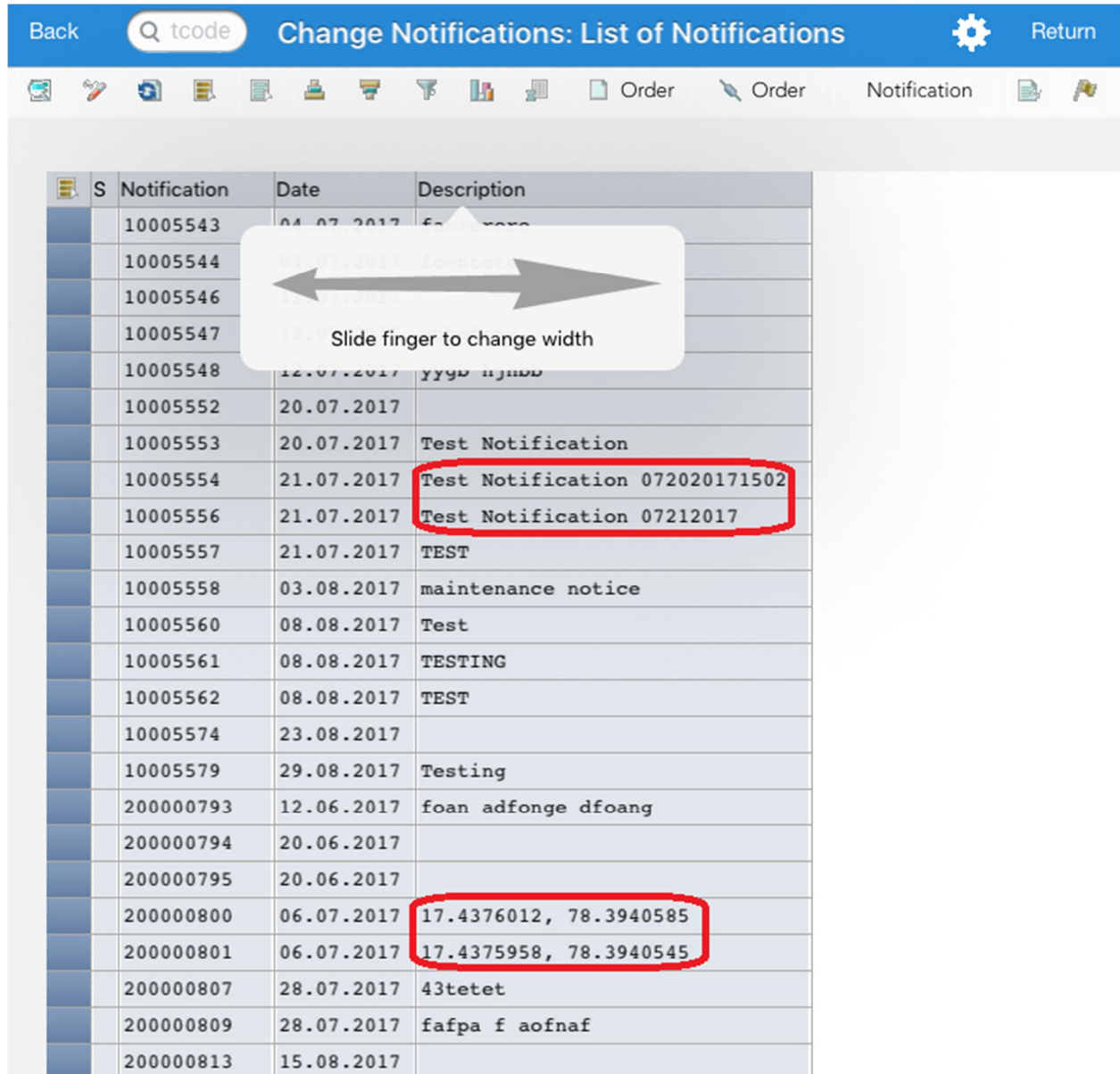


S	Notification	Date	Description
10005543		04.07.2017	foan adfong
10005544		04.07.2017	
10005546		11.07.2017	
10005547		12.07.2017	
10005548		12.07.2017	yygo njmb
10005552		20.07.2017	
10005553		20.07.2017	Test Notification
10005554		21.07.2017	Test Notification 07...
10005556		21.07.2017	Test Notification 07...
10005557		21.07.2017	TEST
10005558		03.08.2017	maintenance notice
10005560		08.08.2017	Test
10005561		08.08.2017	TESTING
10005562		08.08.2017	TEST
10005574		23.08.2017	
10005579		29.08.2017	Testing
200000793		12.06.2017	foan adfong dfoang
200000794		20.06.2017	
200000795		20.06.2017	
200000800		06.07.2017	17.4376012, 78.39405...
200000801		06.07.2017	17.4375958, 78.39405...
200000807		28.07.2017	43tetet
200000809		28.07.2017	fafpa f aofnaf
200000813		15.08.2017	



Result:

You will see that the “Description” column width has increased and the data within the cells which earlier looked truncated is now better viewable.



S	Notification	Date	Description
	10005543	04.07.2017	foan adfonge dfoang
	10005544	04.07.2017	foan adfonge dfoang
	10005546	12.07.2017	foan adfonge dfoang
	10005547	12.07.2017	foan adfonge dfoang
	10005548	12.07.2017	foan adfonge dfoang
	10005552	20.07.2017	
	10005553	20.07.2017	Test Notification
	10005554	21.07.2017	Test Notification 072020171502
	10005556	21.07.2017	Test Notification 07212017
	10005557	21.07.2017	TEST
	10005558	03.08.2017	maintenance notice
	10005560	08.08.2017	Test
	10005561	08.08.2017	TESTING
	10005562	08.08.2017	TEST
	10005574	23.08.2017	
	10005579	29.08.2017	Testing
	200000793	12.06.2017	foan adfonge dfoang
	200000794	20.06.2017	
	200000795	20.06.2017	
	200000800	06.07.2017	17.4376012, 78.3940585
	200000801	06.07.2017	17.4375958, 78.3940545
	200000807	28.07.2017	43tetet
	200000809	28.07.2017	fafpa f aofnaf
	200000813	15.08.2017	

Similarly you can use the slider control and make left movement to decrease the width of the column.