

Dependent Dropdownlists using WS

Purpose:

Creating dependent dropdownlist using WS dropdownlist command.

Interface:

On 'VA01' transaction initial screen, a dropdown for 'Sales Organization' is displayed. On selecting an option in that dropdown another dropdown for 'Distribution Channel' is displayed dynamically. With options varying based on selection Criteria.

Liquid UI Script:

```
////////////////////////////////// SAPMV45A.E0101.sjs //////////////////////////////////
```

```
String.prototype.trim = function() { //trim function
```

```
    return this.replace(/^s+|s+$/g, "");
```

```
}
```

```
function isBlank(jvar){ // isBlank function to check value of variable
```

```
    if(typeof jvar == 'string') {
```

```
        jvar = jvar.trim();
```

```
    }
```

```
    if(typeof jvar == 'undefined') {
```

```
        jvar = "";
```

```
    }
```

```
    return(jvar == 'undefined' || jvar == undefined || jvar == null || jvar == "" || jvar == void 0);
```

```
}
```

```

// dropdownlist for sales organization

set("V[z_salesorg_list]", "---- Select Sales Organization ---;1000=Germany Frankfurt;2000=UK
Heathrow/Hayes;3000=USA Philadelphia;");

dropdownlist([5, 30], "z_salesorg_list",
{"refer":"z_va01_salesorg","width":25,"process":z_set_sorg});

if(!isBlank(z_va01_salesorg)){

    switch(z_va01_salesorg){ // switch case for changing selection list based on sales
organization value

        case "1000":

            set("V[z_dchl_list]", "---- Select Distribution Channel ---;01=General
Trade;02=Exports;10=Final customer sales;");

            break;

        case "2000":

            set("V[z_dchl_list]", "---- Select Distribution Channel ---;10=Final customer sales;12=Sold
for resale;14=Service;16=Factory sales;30=Internet Sales;");

            break;

        case "3000":

            set("V[z_dchl_list]", "---- Select Distribution Channel ---;01=General
Trade;02=Exports;10=Final customer sales;12=Sold for resale;14=Service;");

            break;

    }

    dropdownlist([6, 30], "z_dchl_list",
{"refer":"z_va01_dchl","width":25,"process":z_set_dchl}); // Distribution channel dropdown list
}

```

```

function z_set_sorg(){ // function to set value dropdown option into "Sales Organization" field

    set("F[Sales Organization]","&V[z_va01_salesorg]");

    println("-----z_va01_salesorg-----"+z_va01_salesorg);

    enter('?');

}

```

```

function z_set_dchl(){ // function to set value dropdown option into "Distribution Channel" field

    set("F[Distribution Channel]","&V[z_va01_dchl]");

    println("-----z_va01_dchl-----"+z_va01_dchl);




    enter('?');


}

```

Initial Interface

Create Sales Order: Initial Screen

☐ Create with Reference
  Sales
  Item overview
  Ordering party

Order Type 

Organizational Data

Sales Organization	<input type="text"/>	--- Select Sales Organization --- ▼
Distribution Channel	<input type="text"/>	
Division	<input type="text"/>	
Sales Office	<input type="text"/>	
Sales Group	<input type="text"/>	

‘Distribution channel’ dropdown when ‘Sales Organization’ is ‘1000’/‘Germany Frankfurt’

Create Sales Order: Initial Screen

☐ Create with Reference Sales Item overview Ordering party

Order Type ☒

Organizational Data

Sales Organization	1000	Germany Frankfurt
Distribution Channel	<input type="text"/>	--- Select Distribution Channel ---
Division	<input type="text"/>	--- Select Distribution Channel ---
Sales Office	<input type="text"/>	General Trade
Sales Group	<input type="text"/>	Exports
		Final customer sales

‘Distribution channel’ dropdown when ‘Sales Organization’ is ‘2000’/‘UK Heathrow/Hayes’

✓ <<

Create Sales Order: Initial Screen

☐ Create with Reference Sales Item overview Ordering party

Order Type ☒

Organizational Data

Sales Organization	2000	UK Heathrow/Hayes
Distribution Channel	<input type="text"/>	Service
Division	<input type="text"/>	--- Select Distribution Channel ---
Sales Office	<input type="text"/>	Final customer sales
Sales Group	<input type="text"/>	Sold for resale
		Service
		Factory sales
		Internet Sales

'Distribution channel' dropdown when 'Sales Organization' is '3000'/'USA Philadelphia'

The screenshot displays the 'Create Sales Order: Initial Screen' in SAP. At the top, there is a toolbar with a green checkmark, a dropdown menu, and various navigation icons. Below the toolbar, the title 'Create Sales Order: Initial Screen' is centered. Underneath the title, there are four tabs: 'Create with Reference', 'Sales', 'Item overview', and 'Ordering party'. The 'Sales' tab is currently selected. In the main area, there is a section for 'Order Type' with a checkbox that is checked. Below this is a section titled 'Organizational Data'. This section contains several input fields: 'Sales Organization' (with the value '3000'), 'Distribution Channel' (with a dropdown menu), 'Division' (with an empty field), 'Sales Office' (with an empty field), and 'Sales Group' (with an empty field). The 'Distribution Channel' dropdown menu is open, showing a list of options: 'Service', '--- Select Distribution Channel ---', 'General Trade', 'Exports', 'Final customer sales', 'Sold for resale', and 'Service' (highlighted in blue). The 'Sales Organization' field is set to '3000' and the 'Distribution Channel' dropdown is currently showing 'USA Philadelphia'.

Order Type ☒

Organizational Data

Sales Organization	3000	USA Philadelphia
Distribution Channel		Service
Division		--- Select Distribution Channel ---
Sales Office		General Trade
Sales Group		Exports
		Final customer sales
		Sold for resale
		Service