

Liquid UI: _clipboard

Purpose

To be able to either copy data from SAPgui or user input data onto the Windows clipboard and/or retrieve data stored on the clipboard using Liquid UI scripts.

'_clipboard' is the system variable which will hold the data copied to/from clipboard.

Data could be string, multi-line text or array.

Copy TO clipboard:

If data to be saved on clipboard is from SAPgui, then the below syntax should be used:

```
onscreen "SAPLSPO5.0110"  
    set("R[In the clipboard]", "X");  
    enter({"toclipboard":true});    // Copy contents to clipboard
```

If data from variable, text or array needs to be copied to clipboard, then use the below syntax:

```
_clipboard = strVar;    // Copy data from string variable to clipboard  
_clipboard = txt1;      // Copy data from textbox to clipboard  
_clipboard = arrNotif;  // Copy data from array to clipboard
```

Retrieve FROM clipboard:

If the data that is stored in clipboard has to be retrieved, then use the below syntax:

```
var strVar = _clipboard; // Copy data from clipboard to string variable
```

NOTE:

The '_clipboard' system variable is available only through the Liquid UI Server.

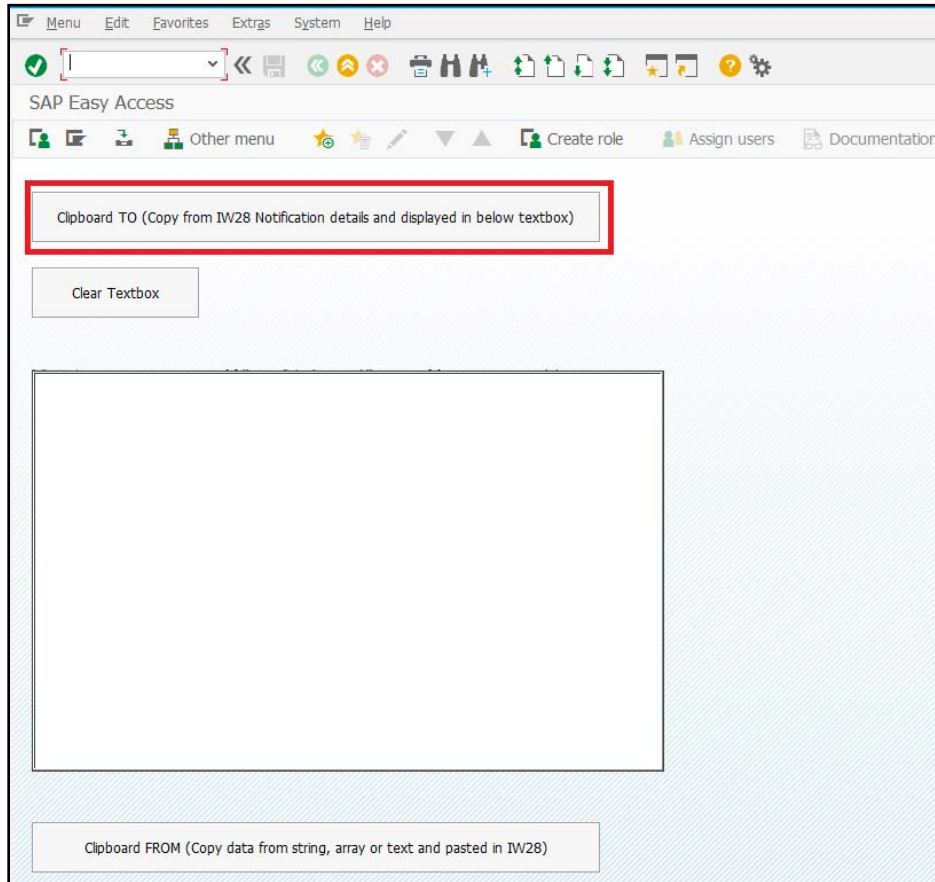
Feature available from Liquid UI Server version 3.5.572.0 onwards.

For Desktop, shell execute is used to copy to clipboard. Below is the link to refer to that article:

<http://www.guixt.com/forum/index.php?topic=97.msg101#msg101>

Scenario 1:

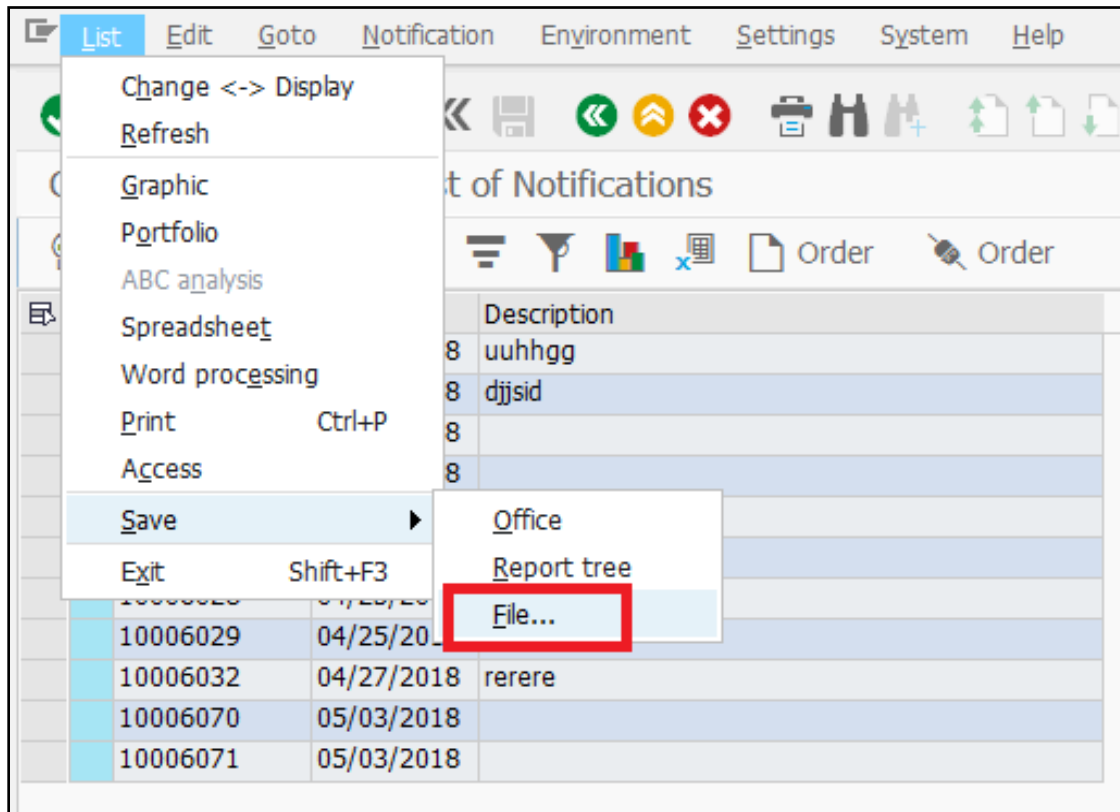
1. Log into SAP and on the SAP Easy Access Screen
2. Click the “Clipboard TO (Copy from IW28 Notification details and displayed in below textbox)” pushbutton.



3. The Liquid UI Script navigates to IW28 transaction to retrieve the list of Notifications displayed on the GRID as shown below:

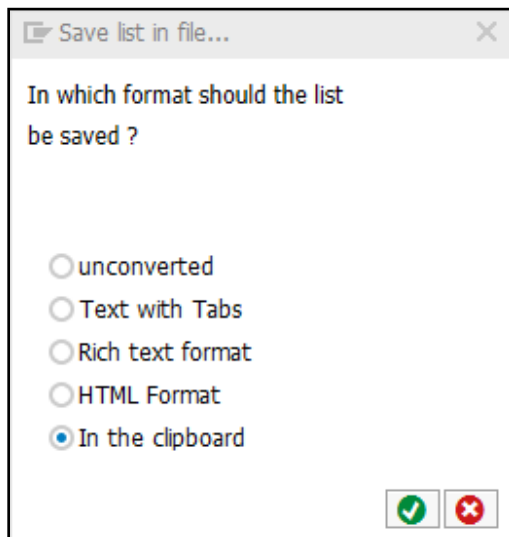
Change Notifications: List of Notifications			
S	Notification	Notif.date	Description
	10005988	02/28/2018	uuhhgg
	10005989	03/06/2018	djjsid
	10006003	04/02/2018	
	10006004	04/05/2018	
	10006012	04/20/2018	Techname_text
	10006027	04/25/2018	にぬつす
	10006028	04/25/2018	
	10006029	04/25/2018	TEST
	10006032	04/27/2018	rerere
	10006070	05/03/2018	
	10006071	05/03/2018	

- Using the menu option (List->Save->File), the data in the GRID can be saved to the clipboard.



5. Using the below script, data is copied to the clipboard and stored in the `'_clipboard'` system variable.

```
onscreen "SAPLSPO5.0110"
    set("R[In the clipboard]", "X");
    enter({"toclipboard":true});    // Copy contents to clipboard
```



6. The data from '_clipboard' is retrieved and displayed in a textbox as shown below:

onscreen "SAPLSMTR_NAVIGATION.0100"

var str = _clipboard;

copytext({"fromstring":"str","totext":"mytext1"});

enter('?');

SAP Easy Access

Other menu Create role Assign users Documentation

Clipboard TO (Copy from IW28 Notification details and displayed in below textbox)

Clear Textbox

05/24/2018		Dynamic List Display		1	

S Notifctn Notif.date Description					





	10005988	02/28/2018	uuhhgg		
	10005989	03/06/2018	djjsid		
	10006003	04/02/2018			
	10006004	04/05/2018			
	10006012	04/20/2018	Techname_text		
	10006027	04/25/2018	にぬつす		
	10006028	04/25/2018			
	10006029	04/25/2018	TEST		
	10006032	04/27/2018	rerere		
	10006070	05/03/2018			
	10006071	05/03/2018			







Clipboard FROM (Copy data from string, array or text and pasted in IW28)


Scenario 2:

1. Click the "Clipboard FROM (Copy data from string, array or text and pasted in IW28)" pushbutton.

SAP Easy Access

 Other menu

 Create role



Clipboard TO (Copy from IW28 Notification details and displayed in below textbox)

Clear Textbox

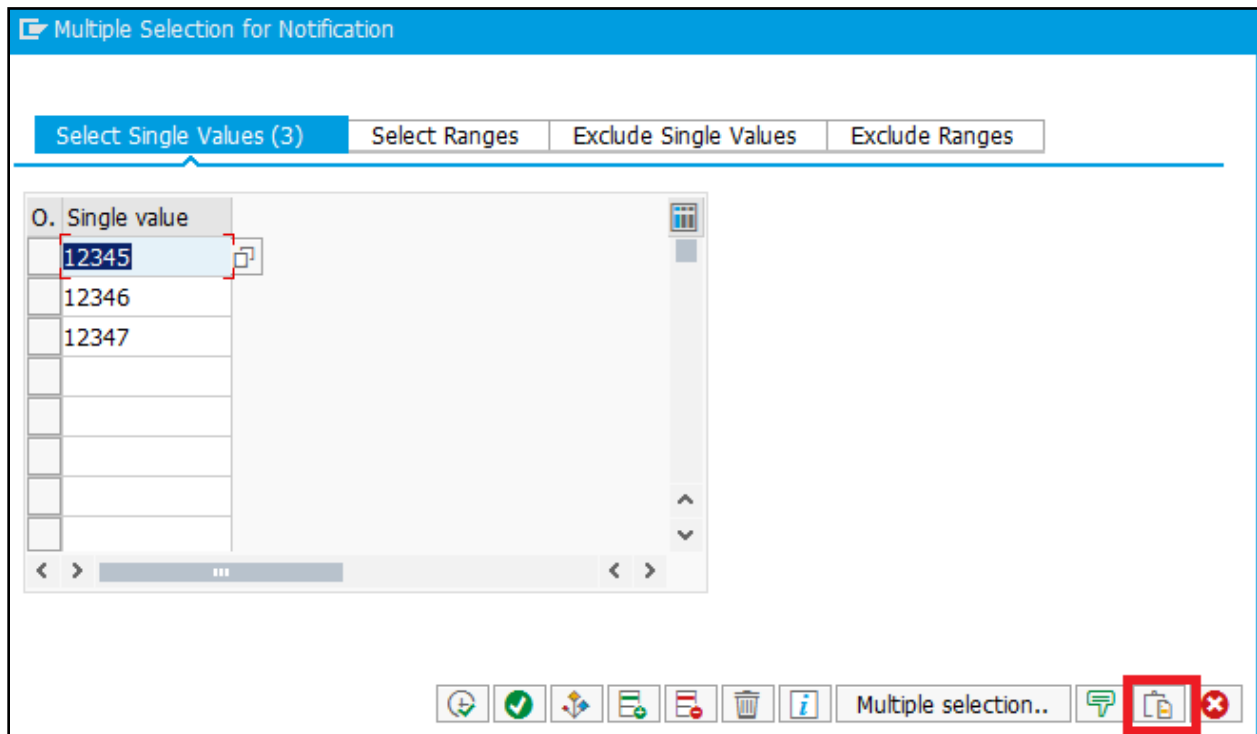
Clipboard FROM (Copy data from string, array or text and pasted in IW28)

2. Data from an array is copied to '_clipboard' system variable using the below script:

```
arrNotif = [];  
arrNotif.push("12345");  
arrNotif.push("12346");  
arrNotif.push("12347");  
// _clipboard will hold the data in array 'arrNotif'  
_clipboard = arrNotif;
```

3. Using the below script, the paste(highlighted) button is clicked and the data is pasted on the multiple selection popup as shown below:

```
onscreen "SAPLALDB.3000"  
enter('/24'); // Paste content of clipboard
```



Liquid UI Code [Script]

User Interface file –

```
SAPLSMTR_NAVIGATION.E0100.js
1 // Screen Script
2 clearscreen();
3 pushbutton([1,2], "Clipboard TO (Copy from IW28 Notification details and displayed in below textbox)", "?", {"size":[2,70], "process":procClipboardTo});
4 pushbutton([4,2], "Clear Textbox", "?", {"size":[2,20], "process":procClearTextbox});
5 textbox([8,2], [24,80], {"name": "mytext1"});
6 pushbutton([26,2], "Clipboard FROM (Copy data from string, array or text and pasted in IW28)", "?", {"size":[2,70], "process":procClipboardFrom});
7
8 // Function to clear textbox
9 function procClearTextbox() {
10     var strBlank = "";
11     copytext({"fromstring": "strBlank", "totext": "mytext1"});
12 }
13
14 // Function to copy to clipboard
15 // The copied value will be available in _clipboard variable
16 function procClipboardTo() {
17     onscreen "SAPLSMTR_NAVIGATION.0100"
18         enter("/nIW28");
19
20     onscreen "RIQMEL20.1000"
21         set("F[Notification type]", "M1");
22         enter("/8");
23
24     onscreen "SAPLSLVC_FULLSCREEN.0500"
25         enter("/Menu=1,12,3");
26
27     onscreen "SAPLSPO5.0110" /*ZEUS*/
28     //onscreen "SAPLSPO5.0101" /*JUNEAU*/
29     set("R[In the clipboard]", "X");
30     enter({"toclipboard": true}); // Copy contents to clipboard
31
32     onscreen "SAPLSLVC_FULLSCREEN.0500"
33         // _clipboard system variable will have the data which can be copied to variable or text
34         var str = _clipboard;
35         enter("/n");
36
37     onscreen "SAPLSMTR_NAVIGATION.0100"
38         copytext({"fromstring": str, "totext": "mytext1"});
39         enter('?');
40 }
```

```

41
42 // Function to set value to be copied to clipboard
43 // Can be copied from string, text and arrays
44 // Will paste the data from _clipboard to IW28 Notification multi selection pop-up
45 function procClipboardFrom(){
46     onscreen "SAPLSMTR_NAVIGATION.0100"
47     enter("/niw28");
48
49     onscreen "RIQMEL20.1000"
50     set("F[Notification type]", "M1");
51     // _clipboard will hold the text in variable 'txt1'
52     set('V[abc]', "");
53     set('V[abc1]', "123456");
54     set('V[abc2]', "123457");
55     set('V[abc3]', "123458");
56     copytext({'totext': 'txt1', 'fromstring': 'abc'});
57     copytext({'totext': 'txt1', 'fromstring': 'abc1', 'appendline': true});
58     copytext({'totext': 'txt1', 'fromstring': 'abc2', 'appendline': true});
59     copytext({'totext': 'txt1', 'fromstring': 'abc3', 'appendline': true});
60
61     // _clipboard will hold the data in array 'arrNotif'
62     arrNotif = [];
63     for(var i=0; i<50; i++){
64         var strqq = ""+i;
65         set('V[str]', strqq);
66         arrNotif.push(str);
67     }
68     arrNotif.push("12345");
69     arrNotif.push("12346");
70     arrNotif.push("12347");
71     // _clipboard = txt1;      // Uncomment this line and comment below line, to paste value of txt1
72     _clipboard = arrNotif;    // Uncomment this line and comment above line, to paste value of array arrNotif
73     enter("=%018");
74
75     onscreen "SAPLALDB.3000"
76     enter('/24'); // Paste content of clipboard
77 }

```