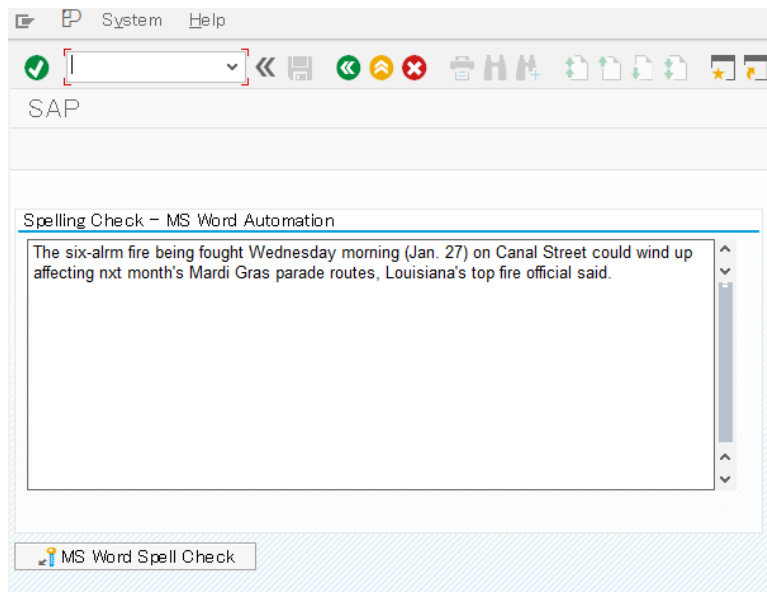
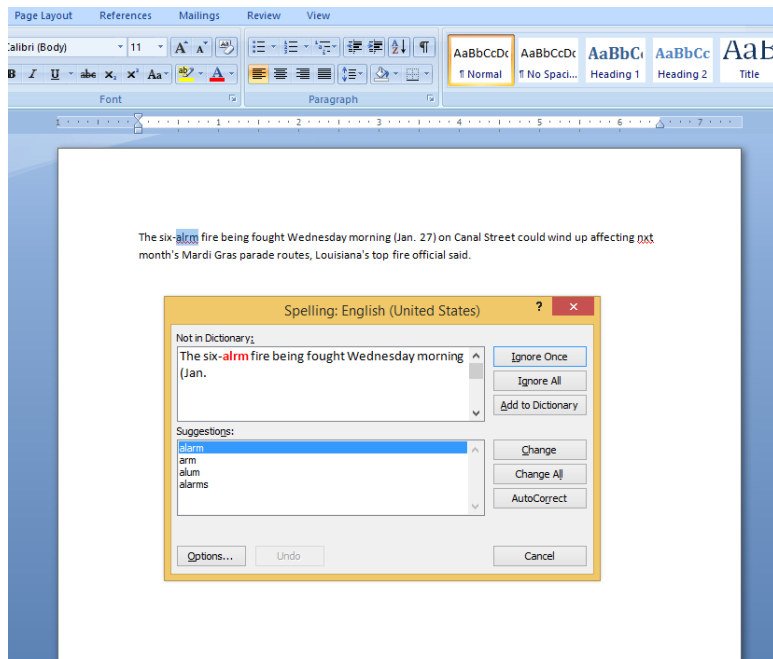


Long Text Spell Check Using Word

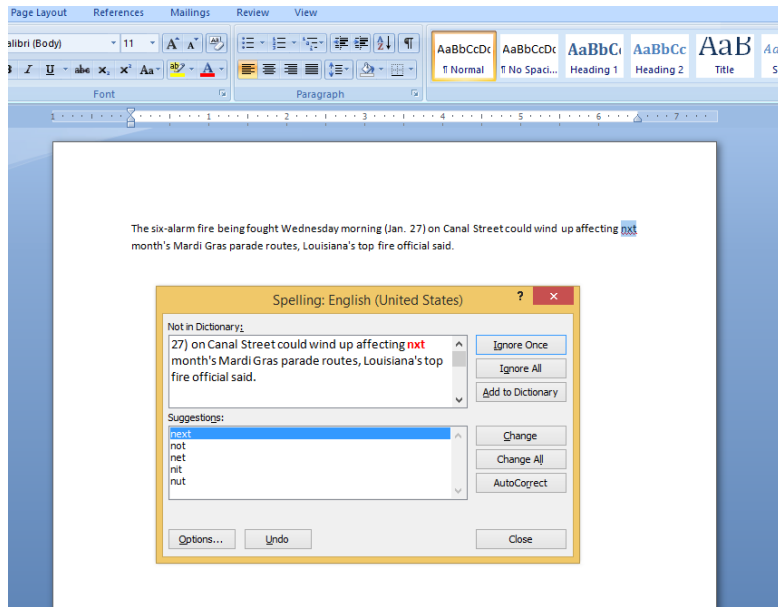
User Interface



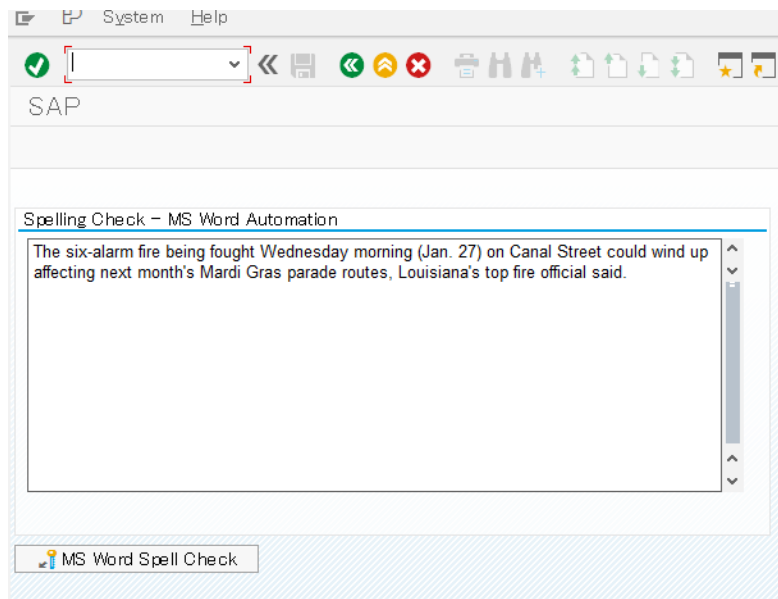
Click on 'MS Word Spell Check', Word spell checker opens up



Click on 'Change' or 'Change All' or 'AutoCorrect' to apply the Spell Checker



Once Complete, the text is updated on SAPGUI screen.



Liquid UI Scripts

```
// Sample User Interface
box([1,0], [12,72], "Spelling Check - MS Word Automation");
textbox([2,1],[11,71],{'name':'sampletext'});
pushbutton([13,0], '@3V@MS Word Spell Check',{'process':spellCheck});

// Sample Function
function spellCheck() {
    var myWord = new ActiveXObject('Word.Application');

    myWord.Caption = "Spell Check";
    myWord.Visible = true;

    var doc = myWord.Documents.Add();
    doc.Activate();
    doc.Content.Text = sampletext;
    doc.CheckSpelling();

    newText = doc.Content.Text;
    doc.Saved = false;
    doc.Close(0);
    doc = null;

    myWord.Quit();
    myWord = null;

    onscreen '''
        copytext({'fromstring':'newText', 'totext':'sampletext'});
        enter('?');
    '''
}
```